

Specifications

Models	Z-45/25J DC & Bi	
Measurements	Metric	US
Working height maximum*	15.94 m	51 ft 9 in
Platform height maximum	13.94 m	45 ft 9 in
Horizontal reach maximum	7.65 m	25 ft 1 in
Up and over clearance maximum	7.24 m	23 ft 9 in
▲ Platform length	0.76 m	2 ft 6 in
▲ Platform width	1.83 m	6 ft
▲ Height - stowed	2.00 m	6 ft 7 in
▲ Length - stowed	6.83 m	22 ft 5 in
▲ Width	1.79 m	5 ft 10.3 in
▲ Wheelbase	2.03 m	6 ft 8 in
▲ Ground clearance - center	0.24 m	9.5 in

Productivity

Lift capacity	227 kg	500 lbs
Platform rotation	160°	160°
Vertical jib rotation	135°	135°
Turntable rotation	355° non-continuous	
Turntable tailswing	zero	zero
Drive speed - stowed	4.8 km/h	3.0 mph
Drive speed - raised**	1.0 km/h	0.61 mph
Gradeability - stowed***	30%	30%
Turning radius - inside	1.8 m	6 ft
Turning radius - outside	4.27 m	14 ft
Controls	24V DC proportional	
Tyres	23 x 37 cm	9 x 14.5 in

Power

Power source - DC	48V DC (eight 6 V batteries, 350 Ah capacity)	
Power source - Bi-Energy	48V DC (eight 6 V batteries, 350 Ah capacity) with Tier IV Kubota 9.9 kW (13.3 hp) diesel driven alternator	
Auxiliary power unit	24V DC	
Hydraulic tank capacity	30.3 L	8 gal
Fuel tank capacity- Bi-Energy	34.1 L	9 gal

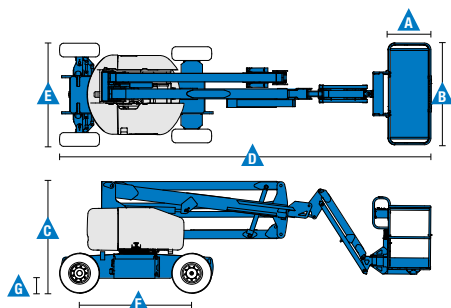
Sound & Vibration Levels

Sound pressure level (ground workstation)	70 dBA (DC)	78 dBA (BI)
Sound pressure level (platform workstation)	70 dBA (DC)	76 dBA (BI)
Vibration	<2.5 m/s ²	<8 ft 2 in/s ²

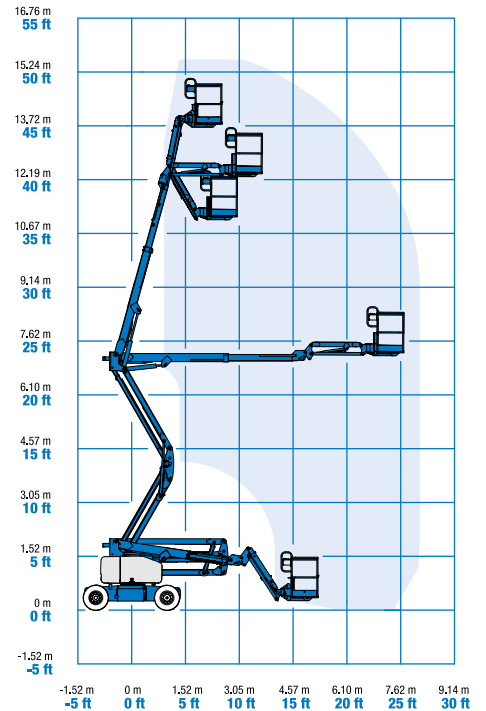
Weight****

CE DC foam filled tyres	7,394 kg	16,300
CE Bi-Energy foam filled tyres	7,620 kg	16,800

Standards Compliance EU Directives: 2006/42/EC - Machinery (harmonized standard EN280); 2004/108/EC (EMC); 2006/95/EC (LVD); 2000/14/EC (Outdoor Noise)



Range Of Motion Z-45/25J



* The metric equivalent of working height adds 2 m to platform height. U.S. adds 6 ft to platform height.
 ** In lift mode (platform raised), the machine is designed to operate on firm, level surfaces only.
 *** Gradeability applies to driving on slopes. See operator's manual for details regarding slope ratings.
 **** Weight will vary depending on options and/or country standards.

Features

Standard Features

Measurements

- 15.94 m (51 ft 9 in) working height
- 7.65 m (25 ft 1 in) horizontal reach
- 7.24 m (23 ft 9 in) up and over clearance
- Up to 227 kg (500 lbs) lift capacity

Productivity

- Self-leveling platform
- Hydraulic platform rotation
- Proportional joystick controls
- Telematics-Ready Connector
- Thumb rocker steer
- Drive enable
- Chassis tilt drive function cut-out
- AC power to platform
- Horn
- Hour meter
- Tilt alarm
- Descent & travel alarms
- Flashing beacon
- 355° non-continuous turntable rotation
- Zero tailswing
- Dual parallelogram for vertical wall tracking
- Certified load sensor
- Lift Guard™ Contact Alarm

Power

- 48V deep cycle battery pack
- 24V DC auxiliary power
- Universal 30A battery smart charger
- Battery charge indicator
- Low battery voltage interrupt

Easily Configured To Meet Your Needs

Platform

- Steel 1.83 m (6 ft) dual entry with side swing gate

Jib

- Articulating 1.52 m (5 ft) jib boom

Power Options

- 48V DC (eight 6V 350 Ah batteries)
- On board alternator powered by Tier IV Kubota 9.9 kW (13.3 hp) engine (Bi-energy model only)

Drive

- 2 x 4

Tyre Options

- Industrial foam-filled (standard)
- Industrial non-marking foam-filled


Options & Accessories

Productivity

- Half-mesh platform inserts with swing gate
- Platform auxiliary top rail
- Air line to platform
- Power to platform: plug, socket, with optional Residual-current Circuit Breaker with Overcurrent protection
- Work lights package (2 on chassis, 2 on platform) ⁽¹⁾
- Biodegradable hydraulic oil
- Hostile environment kit ⁽¹⁾: cylinder bellows, boom wiper seals and platform control box covers
- Aircraft protection kit ^(1,3): platform foam padding and padded disable system
- Chassis tilt lift function cut-out kit
- Track & Trace ⁽⁴⁾ (GPS unit providing machine location & operating information)
- Lockable platform control box cover
- Tool tray ⁽²⁾
- Operator Protective Structure
- Panel cradle package ^{(2) (5)}
- Fall Arrest Bar ^{(2) (5)}

Power

- AGM maintenance-free batteries ⁽¹⁾
- Diesel catalytic muffler ⁽¹⁾ (Bi-Energy only)
- Low temperature cut-out module
- EMEAR Cold Start kit: Inc. Engine heater & battery charger



⁽¹⁾ Factory-fit option only

⁽²⁾ Aftermarket only

⁽³⁾ Reduces load capacity of about 27 kg (60 lb). Only available with 1.83 m (6 ft) platform, not available with any other platforms nor options on the platform

⁽⁴⁾ Includes a first 2 years subscription

⁽⁵⁾ Fall Arrest Bar not available with Panel Cradle and viceversa

United Kingdom

The Maltings, Wharf Road, Grantham NG31 6BH, T: +44 800 988 3739 (toll free), Fax +44 (0)1476 584334, Email AWP-InfoEurope@terex.com

Visit www.genielift.co.uk/locations to view our global locations list.

Worldwide Manufacturing And Distribution

Australia · Brazil · Caribbean · Central America · China · France · Germany · Italy · Japan · Korea · Mexico · Russia · Southeast Asia · Spain · Sweden · United Arab Emirates · United Kingdom · United States

Product specifications and prices are subject to change without notice or obligation. The photographs and/or drawings in this document are for illustrative purposes only. Refer to the appropriate Operator's Manual for instructions on the proper use of this equipment. Failure to follow the appropriate Operator's Manual when using our equipment or to otherwise act irresponsibly may result in serious injury or death. The only warranty applicable to our equipment is the standard written warranty applicable to the particular product and sale and we make no other warranty, express or implied. Products and services listed may be trademarks, service marks or trade names of Terex Corporation and/or their subsidiaries in the USA and many other countries. Genie is a registered trademark of Terex South Dakota, Inc. © 2018 Terex Corporation.

